

# trotec®

laser. marking cutting engraving

setting  
new  
standards

Profitability by design

→ **Speedy**



[www.troteclaser.com](http://www.troteclaser.com)

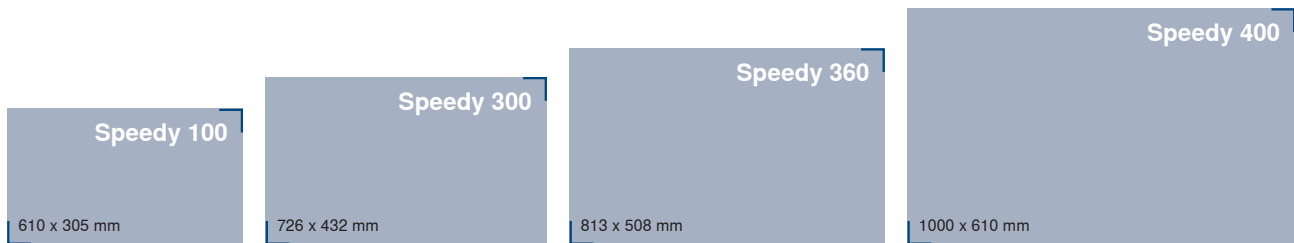
→ **Productivity. Flexibility. Usability.**



## → Speedy – Profitability by design

The Speedy laser engraving and cutting systems are the perfect choice both for entry level users as well as professional engravers. „Speedy“ – the fastest and most productive laser machines in the market: By processing at maximum speed of 3.55 m/sec and acceleration of 5g the Speedy is designed to increase your production efficiency.

Thanks to the closed construction, essential components are protected from dirt and dust. This is why you can operate without virtually any maintenance and cleaning requirements. This results in higher up-time and lowest cost of ownership. All platform sizes from 610 x 305 mm up to 1000 x 610 mm are available with a CO<sub>2</sub>, a fiber or even both laser sources in one laser system. The patented flexx function enables endless application possibilities. Use both laser sources in one job without having to change the laser source, the lenses or the focus manually.



Speedy platform sizes from 610 x 305 mm up to 1000 x 610 mm



### Speedy 100

- 610 x 305 mm working area
- Compact laser for demanding entry level user



### Speedy 300

- 726 x 432 mm working area
- High productive engraving machine

## → Productivity by design



### Maximum engraving speed

By processing at max. speed of 3.55 m/sec and acceleration of 5g the laser systems of the Speedy series are designed to increase your production capacity. Equip your Speedy with high laser power and outperform your competitors.



### Optimized working area

All platforms are optimized to fit standardized material sizes: Save time and money on pre-cutting, use more standard blanks per table and take advantage of the total working area.



### InPack Technology™

For a high-quality engraving and cutting result the perfect function of the axis is most important. The axis is protected by the InPack Technology™. Consequently guide components are perfectly protected against dust. This guarantees years of trouble-free processing even under intensive use.

## → Flexibility by design



### Flex Technology™

The Speedy flexx laser machines are equipped with both a CO<sub>2</sub> and a fiber laser. Depending on the material the two laser sources are activated alternately. The patented flexx function allows you to perform endless applications in one process step.



### Multifunctional table concept

Depending on the application the ideal working table can be selected and changed easily and quickly. You can choose between an engraving, vacuum or cutting table, an aluminum or acrylic cutting grid table and a honeycomb table top.



### The widest range of options

Get the options you really need and let your Speedy grow with your business. JobControl® Vision for Print&Cut applications, rotary attachment to engrave cylindrical workpieces, a pass through for long parts or various lenses to name just a few.



### Speedy 360

- 813 x 508 mm working area
- Highest efficiency at smallest footprint



### Speedy 400

- 1000 x 610 mm working area
- Maximum productivity and flexibility

## → Usability by design



### JobControl® laser software

The Trotec laser software supports you perfectly in handling your engraving and cutting jobs. A variety of useful and intelligent features make your work easier: eg. bi-directional communication, Job Time Calculator or the iOS App Trotec Laser Remote.



### Easy access

The setup of your laser jobs is fast and easy. Loading and unloading of even heavy and bulky parts or the change of tables is comfortable thanks to the 180 degree removable front lid and without frontbars. In addition to the easy access the organized laser machine cabinet makes you more productive.



### Inside view




Thanks to the transparent design of the top cover you can view the entire cabinet. LED lighting provides a uniform illumination of the working area. This improves comfort for the user and also allows a quicker setting of engraving and cutting jobs.

# → The Speedy Series

	Speedy 100	Speedy 300	Speedy 360	Speedy 400
<b>Available products</b>	Speedy 100 Speedy 100 fiber Speedy 100 flexx	Speedy 300 Speedy 300 fiber Speedy 300 flexx	Speedy 360 Speedy 360 fiber Speedy 360 flexx	Speedy 400 Speedy 400 fiber Speedy 400 flexx
<b>Overall dimensions (WxDxH)</b>	982 x 739 x 994 mm	1128 x 911 x 1054 mm	1221 x 790 x 1055 mm	1408 x 960 x 1070 mm
<b>Working area</b>	610 x 305 mm	726 x 432 mm	813 mm x 508 mm	1000 x 610 mm
<b>Max. height of workpiece</b>	170 mm	200 mm	280 mm	305 mm
<b>Max. processing speed</b>				
CO <sub>2</sub> Laser	2.8 m/sec	3.55 m/sec	3.55 m/sec	3.55 m/sec
Fiber Laser	2 m/sec	2 m/sec	2 m/sec	2 m/sec
Acceleration	2g	5g	5g	4g
<b>Laser power</b>				
CO <sub>2</sub> Laser	12 – 60 watts	12 – 120 watts	40 – 120 watts	40 – 120 watts
Fiber Laser	10 – 30 watts	10 – 50 watts	10 – 50 watts	10 – 50 watts
<b>Multifunctional table concept</b>			•	•
<b>Rotary attachment</b>	•	•	•	•
<b>Pass-Through Option</b>				•
<b>InPack Technology™</b>	•	•	•	•
<b>Job Control® Vision</b>		•	•	•
<b>Sonar Technology™</b>			•	

101361

## Materials for laser engraving and cutting:

	engrave 			cut 			mark 		
	CO <sub>2</sub>	fiber	flexx	CO <sub>2</sub>	fiber	flexx	CO <sub>2</sub>	fiber	flexx
Acrylic	•		•	•		•		•	•
Aluminum*		•	•		•	•		•	•
Anodized Aluminum*	•	•	•	•	•	•		•	•
Glass	•		•						
Fabric	•		•	•		•			
Laminates	•		•	•		•		•	•
Leather	•		•	•		•			
Metal*		•	•		•	•		•	•
Paper	•		•	•		•			
Plastic	•	•	•	•		•		•	•
Stainless Steel*		•	•		•	•		•	•
Stone	•		•						
Wood	•		•	•		•			



The above mentioned metals can also be processed with a CO<sub>2</sub> laser. This requires an additional step and the use of consumables, such as laser marking ink.

\* Cutting metal films up to 0.5 mm thickness possible. Individual tests recommended.

## → Trotec laser – developed and built in Austria

We can recommend the right laser system for you. Contact us for a demo, send us samples or contact us to find out which Trotec laser is right for your business.

[www.troteclaser.com](http://www.troteclaser.com)

Trotec Laser GmbH  
Linzer Str. 156, A-4600 Wels, [trotec@troteclaser.com](mailto:trotec@troteclaser.com)  
Tel. +43 / 72 42 / 239-7777, Fax +43 / 72 42 / 239-7380

[www.facebook.com/trotec](https://www.facebook.com/trotec)

[twitter.com/TrotecLaser](https://twitter.com/TrotecLaser)

